

## Quick Facts about Young Voters in Colorado

Below are selected characteristics for Colorado including estimates of the number of young voters, registration and voter turnout rates both for the state and the nation, and other election- and demographic-related information about citizens age 18-29.

### 2014 MIDTERM

### 2012 PRESIDENTIAL

	CO		US			CO		US	
	18-29	30+	18-29	30+		18-29	30+	18-29	30+
Voter Turnout	26.6%	62.4%	13.0%	42.9%	Voter Turnout	51.8%	75.9%	38.9%	64.2%
Youth Share	11.0%	89.0%	7.6%	92.4%	Youth Share	16.5%	83.5%	11.6%	88.4%
Votes Cast (in thousands)	228	1843	6274	76457	Votes Cast (in thousands)	429	2166	15044	114449

(CIRCLE analysis of Catalist Voter File and U.S. Census American Community Survey<sup>1</sup>)

## YOUTH DEMOGRAPHICS

(Citizens age 18 to 29— CIRCLE analysis of U.S. Current Population Survey March 2015 Supplement)

Citizen Population	CO		US		Race	CO		US		Gender / Family	CO		US	
Total (in millions for 18+)	3.7	221			African American	5.7%	14.0%			Women	49.1%	50.3%		
Youth 18-29 (in thousands)	785.6	46648.5			Asian American	2.1%	5.8%			Men	50.9%	49.7%		
Youth Share	21.5%	21.1%			Latino	24.8%	21.0%			Married	17.8%	17.1%		
					Native American <sup>a</sup>	0.5%	1.1%			Have Children (under 18)	15.5%	18.5%		
					Native Hawaiian <sup>b</sup>	**	.4%							
<b>College Experience</b>	<b>CO</b>	<b>US</b>			White	63.8%	55.6%			<b>Immigration</b>	<b>CO</b>	<b>US</b>		
No College	38.8%	40.4%			Other	3.0%	2.1%			Born outside of U.S.	4.8%	4.5%		
Some College	61.2%	59.6%								Have a parent born outside of U.S.	17.6%	20.6%		

<sup>a</sup> includes Native Alaskans / <sup>b</sup> includes Pacific Islanders

### YOUTH VOTER TURNOUT

(CIRCLE Analyses of CPS Nov. Supplements)

	2014		2012	
	CO	US	CO	US
Voters 18-21 years old	20.1%	15.1%	59.2%	38.3%
African American	**	22.9%	**	53.1%
Asian American	**	12.6%	**	37.1%
White	36.3%	19.8%	58.1%	44.1%
Latino	**	13.8%	**	36.9%
Men	29.3%	18.3%	52.1%	41.5%
Women	33.7%	21.3%	59.3%	48.6%

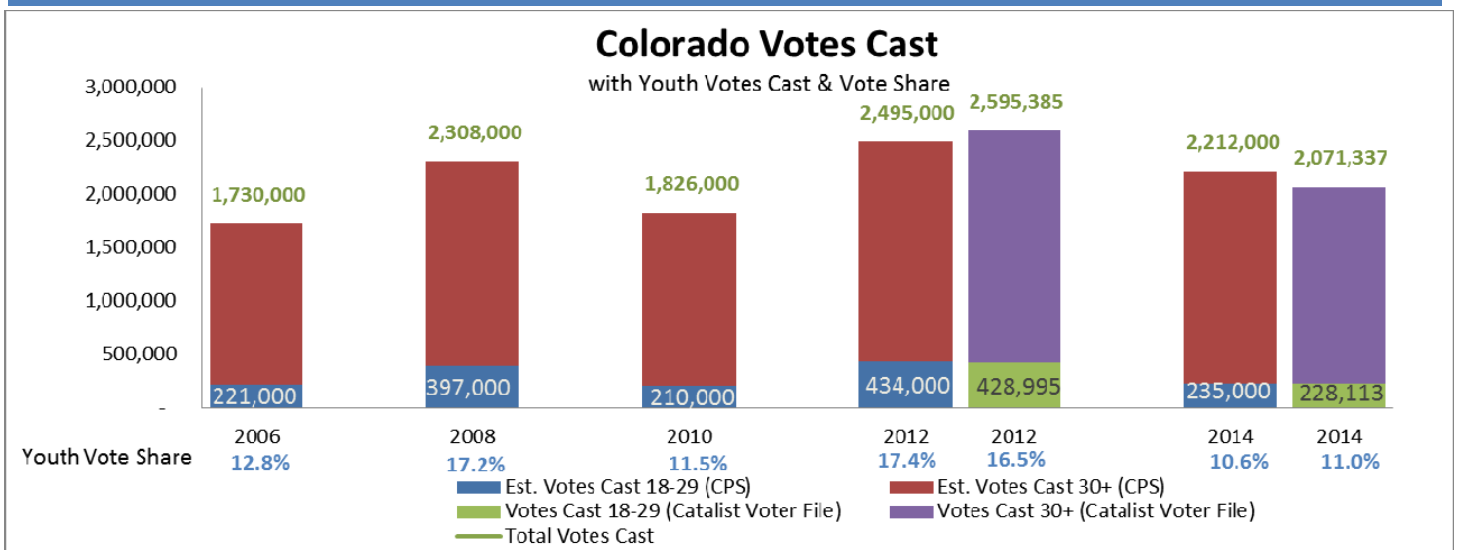
### POLITICAL CLIMATE

<b>Governor</b>	
Democrat	
<b>State Senate</b>	<b>State House</b>
Republican Control	Democrat Control
17 (D) / 18 (R) / 0 (O)	34 (D) / 31 (R) / 0 (O)
<b>Battleground State in 2016?</b>	
Tossup	

(Sources: MultiState.com and average of Cook Political Report (8/12/15), Rothenberg & Gonzales (3/6/15), and Sabato Crystal Ball (5/12/15))

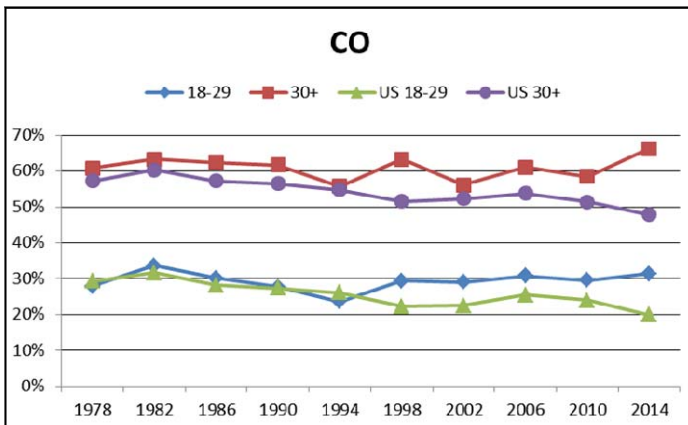
<sup>1</sup>We calculate voter turnout by dividing the estimated number of votes cast by estimated total citizen population. We gather data from three sources: **Exit Polls** to estimate the youth vote share, which is in turn used to calculate the number of youth votes cast (% youth share x total votes cast, based on **Federal Election Commission** reporting); **The American Community Survey** to estimate youth citizen population.

The bar graph below shows vote 2006-2014. For 2012 and 2014, we can provide youth vote counts tallies from Catalist (which aggregates voter file information) and we include them here because the voter file is the most accurate data source about vote counts than any survey measure. For the states that have age-related data available, the bar graph also displays the youth vote counts. Other estimates in the graph are from Census Current Population Survey (CPS). The line graphs track the CPS-based voting and registration trends by age over time and how they track with the national average. We recommend only using line graphs to understand trends and calculating or estimating or specifying the percentage estimates by looking at the line graph.

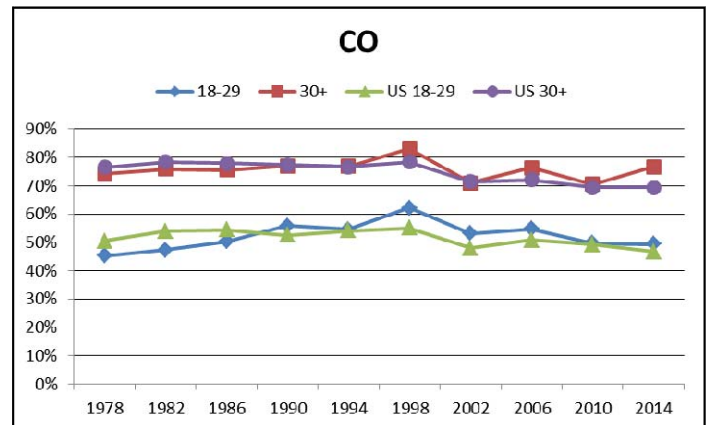


## MIDTERM ELECTIONS

**Voter Turnout Rate**

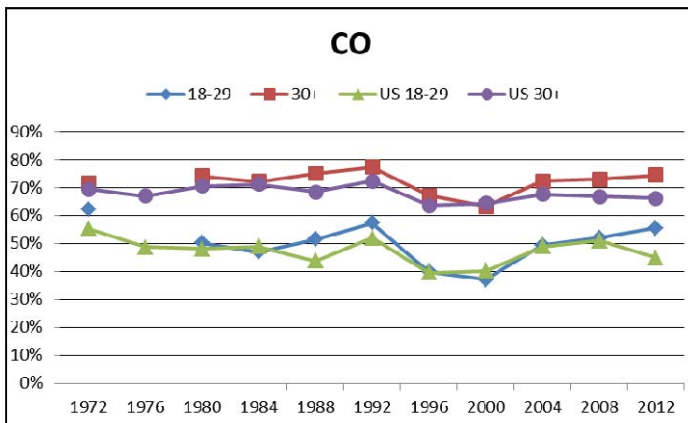


**Voter Registration Rate**

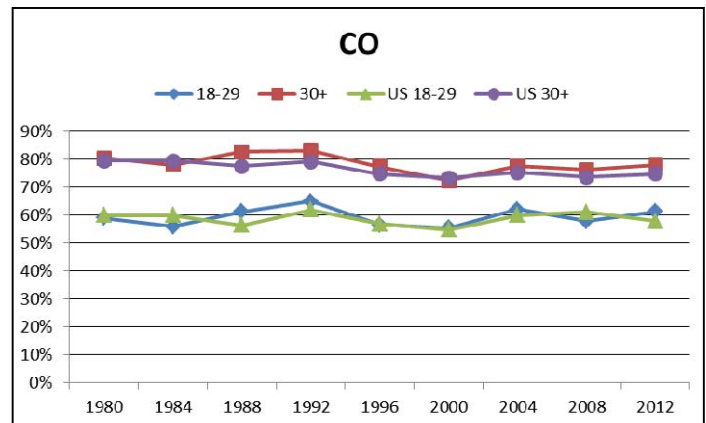


## PRESIDENTIAL ELECTIONS

**Voter Turnout Rate**



**Voter Registration Rate**



CIRCLE (The Center for Information and Research on Civic Learning & Engagement) is the leading source of authoritative research on the civic and political engagement of young Americans, especially those who are marginalized or disadvantaged. It is housed at the Jonathan M. Tisch College of Citizenship and Public Service at Tufts University.

