



Wave 2 Data (October)

Q1A_w2 How likely is it that you personally will vote in the 2012 election?

		Valid Percent
Valid	1 Extremely likely	53.1
	2 Very likely	15.6
	3 Somewhat likely	9.4
	4 Not likely	6.1
	5 Not very likely at all	11.3
	6 Don't know	4.6
	Total	100.0
Missing	-1 Refused	
	System	
	Total	
Total		

Q1B_w2 Voting is a right of all American citizens age 18 and older. How likely is it that you personally will vote in the 2012 election?

		Valid Percent
Valid	1 Extremely likely	55.1
	2 Very likely	11.3
	3 Somewhat likely	10.2
	4 Not likely	7.1

Wave 1 Data (Summer)

Valid	1 Extremely likely	
	2 Very likely	
	3 Somewhat likely	
	4 Not likely	
	5 Not very likely at all	
	6 Don't know	
	Total	
Missing	-1 Refused	
	System	
	Total	
Total		

Valid	1 Extremely likely	
	2 Very likely	
	3 Somewhat likely	
	4 Not likely	

5 Not very likely at all	11.2
6 Don't know	5.1
Total	100.0
Missing -1 Refused	
System	
Total	

5 Not very likely at all	
6 Don't know	
Total	
Missing System	
Total	

Q1C_w2 What is the likelihood of your voting in the elections to be held this November?

	Valid Percent
Valid 1 Extremely likely	53.8
2 Very likely	11.9
3 Somewhat likely	13.4
4 Not likely	3.1
5 Not very likely at all	14.1
6 Don't know	3.7
Total	100.0
Missing -1 Refused	
System	
Total	

Valid 1 Extremely likely	
2 Very likely	
3 Somewhat likely	
4 Not likely	
5 Not very likely at all	
6 Don't know	
Total	
Missing -1 Refused	
System	
Total	

Q6_w2 How much attention have you paid to the coming elections this November -- a lot, some, not much, or no attention so far?

	Valid Percent
Valid 1 A lot	23.2
2 Some	47.8

Valid 1 A lot	
2 Some	

3 Not much	21.5
4 None so far	7.5
Total	100.0
Missing -1 Refused	
Total	

3 Not much	
4 None so far	
Total	
Missing -1 Refused	
Total	

Q7_w2 Which of the following best describes why you personally are following the elections?

	Valid Percent
Valid 1 I am excited about a particular candidate	14.6
2 I care a lot about a particular issue	12.6
3 I feel that this election is really important	40.4
4 I want change	15.8
5 I will be voting for the first time in this election	7.9
6 Other or Don't know	8.7
Total	100.0
Missing -1 Refused	
System	
Total	

Valid 1 I am excited about a particular candidate	
2 I care a lot about a particular issue	
3 I feel that this election is really important	
4 I want change	
5 I will be voting for the first time in this election	
6 Other or Don't know	
Total	
Missing -1 Refused	
System	
Total	

Q8_w2 In general, do you think things in the country are moving in the right direction or the wrong direction?

	Valid Percent
Valid 1 Right direction	31.2
2 Wrong direction	44.0
3 Don't know	24.8
Total	100.0
Missing -1 Refused	

Valid 1 Right direction	
2 Wrong direction	
3 Don't know	
Total	
Missing -1 Refused	

Total

Total

Q9_w2 During the past 6 months, have you been contacted by someone personally to work for or contribute money to a candidate, political party, or any other organization that supports candidates?

		Valid Percent
Valid	1 Yes	15.1
	2 No	75.3
	3 Not sure	9.6
	Total	100.0
Missing	-1 Refused	
Total		

Valid	1 Yes
	2 No
	3 Not sure
	Total
Missing	-1 Refused
Total	

Q10_w2 Does your state require you to show a driver's license or other government photo ID to vote?

		Valid Percent
Valid	1 Yes	32.8
	2 No	25.5
	3 Not sure	41.7
	Total	100.0
Missing	-1 Refused	
Total		

Valid	-1 Refused
	1 Yes
	2 No
	3 Not sure
	Total

Q11_w2 In your state, can you vote during an early voting period before Election Day?

		Valid Percent
Valid	1 Yes	48.2
	2 No	8.5
	3 Not sure	43.3
	Total	100.0
Missing	-1 Refused	

Valid	-1 Refused
	1 Yes
	2 No
	3 Not sure
	Total

Total

Q12_w2 In your state, do you have to register to vote a month or more before you can actually vote on Election Day?

	Valid Percent
Valid 1 Yes	47.7
2 No	11.9
3 Not sure	40.4
Total	100.0
Missing -1 Refused	
Total	

Q13_w2 If you go to vote in the 2012 election, do you expect that you will be allowed to vote?

	Valid Percent
Valid 1 Yes	85.2
2 No	6.7
3 Not sure	8.1
Total	100.0
Missing -1 Refused	
Total	

Q14_w2 If you decide to vote, how long do you estimate that the whole voting process will take you on Election Day in November (including any travel to and polling place and any waiting)?

	Valid Percent
Valid 1 20 minutes or less	51.6
2 21-60 minutes	37.7
3 61-minutes to 2 hours	7.6
4 Longer than 2 hours	3.1

Valid -1 Refused	
1 Yes	
2 No	
3 Not sure	
Total	

Valid 1 Yes	
2 No	
3 Not sure	
Total	
Missing -1 Refused	
Total	

Valid 1 20 minutes or less	
2 21-60 minutes	
3 61-minutes to 2 hours	
4 Longer than 2 hours	

Total	100.0
Missing -1 Refused	
Total	

Q15_w2 Picture yourself going to the location where you can vote on Election Day. Which comes closest to your expectations?

	Valid Percent
Valid 1 I don't know how the voting will work but I will figure it out	22.3
2 I will be uncertain what to do and may be embarrassed or confu	4.8
3 I do not know how the voting will work, but someone will explair	12.6
4 I think I know how voting works	28.7
5 I know exactly what to expect and will have no problem voting	31.6
Total	100.0
Missing -1 Refused	
Total	

Total	
Missing -1 Refused	
Total	

Valid 1 I don't know how the voting will work but I will figure it out	
2 I will be uncertain what to do and may be embarrassed or c	
3 I do not know how the voting will work, but someone will exp	
4 I think I know how voting works	
5 I know exactly what to expect and will have no problem voti	
Total	
Missing -1 Refused	
Total	

Q16_A_w2 [President Barack Obama] If the election for President were being held today, and you had to make a choice, what is the likelihood that you will be these candidates?

	Valid Percent
Valid -1 Refused	4.8
1 Would definitely vote for	40.1
2 Might vote for	16.5
3 Would probably not vote for	9.6
4 Would definitely not vote for	29.1
Total	100.0

Valid -1 Refused	
1 Would definitely vote for	
2 Might vote for	
3 Would probably not vote for	
4 Would definitely not vote for	
Total	

Q16_B_w2 [Governor Mitt Romney] If the election for President were being held today, and you had to make a choice, what is the likelihood that you will be these candidates?

	Valid Percent
--	---------------

	Valid Percent
--	---------------

Valid	-1 Refused	6.1
	1 Would definitely vote for	24.2
	2 Might vote for	15.7
	3 Would probably not vote for	10.6
	4 Would definitely not vote for	43.4
	Total	100.0

Valid	-1 Refused	
	1 Would definitely vote for	
	2 Might vote for	
	3 Would probably not vote for	
	4 Would definitely not vote for	
	Total	

Q16_C_w2 [Someone else] If the election for President were being held today, and you had to make a choice, what is the likelihood that you will be voting for candidates?

		Valid Percent
Valid	-1 Refused	16.2
	1 Would definitely vote for	5.3
	2 Might vote for	18.4
	3 Would probably not vote for	17.3
	4 Would definitely not vote for	42.7
	Total	100.0

Valid	-1 Refused	
	1 Would definitely vote for	
	2 Might vote for	
	3 Would probably not vote for	
	4 Would definitely not vote for	
	Total	

Q18_A_w2 [Has the right experience to be president] Regardless of the candidate you currently support, please tell me which candidate you feel each phrase better – Mitt Romney or Barack Obama:

		Valid Percent
Valid	-1 Refused	4.4
	1 Mitt Romney	23.4
	2 Barack Obama	42.5
	4 Neither	13.5
	5 Both	16.1
	Total	100.0

Valid	-1 Refused	
	1 Mitt Romney	
	2 Barack Obama	
	Total	

Q18_B_w2 [Understand the problems of people your age] Regardless of the candidate you currently support, please tell me which candidate you feel each phrase describes better – Mitt Romney or Barack Obama:

describes better – Mitt Romney or Barack Obama.

	Valid Percent
Valid -1 Refused	4.5
1 Mitt Romney	15.2
2 Barack Obama	46.3
4 Neither	23.8
5 Both	10.1
Total	100.0

Valid -1 Refused
1 Mitt Romney
2 Barack Obama
Total

Q18_C_w2 [Will bring change to America] Regardless of the candidate you currently support, please tell me which candidate you feel each phrase describes Romney or Barack Obama:

	Valid Percent
Valid -1 Refused	4.4
1 Mitt Romney	23.5
2 Barack Obama	34.6
4 Neither	19.4
5 Both	18.1
Total	100.0

Valid -1 Refused
1 Mitt Romney
2 Barack Obama
Total

Q18_D_w2 [Will stand up for your interests] Regardless of the candidate you currently support, please tell me which candidate you feel each phrase describes Mitt Romney or Barack Obama:

	Valid Percent
Valid -1 Refused	4.2
1 Mitt Romney	24.7
2 Barack Obama	43.1
4 Neither	22.5
5 Both	5.6
Total	100.0

Valid -1 Refused
1 Mitt Romney
2 Barack Obama
Total

Q18_E_w2 [Will get things done] Regardless of the candidate you currently support, please tell me which candidate you feel each phrase describes better – Mitt Romney or Barack Obama:

	Valid Percent
Valid -1 Refused	5.3
1 Mitt Romney	25.1
2 Barack Obama	34.5
4 Neither	22.2
5 Both	12.9
Total	100.0

Valid -1 Refused
1 Mitt Romney
2 Barack Obama
Total

Q18_F_w2 [Is a typical politician] Regardless of the candidate you currently support, please tell me which candidate you feel each phrase describes better – Mitt Romney or Barack Obama:

	Valid Percent
Valid -1 Refused	4.7
1 Mitt Romney	32.2
2 Barack Obama	19.0
4 Neither	8.5
5 Both	35.6
Total	100.0

Valid -1 Refused
1 Mitt Romney
2 Barack Obama
Total

Q18_G_w2 [Shares your values] Regardless of the candidate you currently support, please tell me which candidate you feel each phrase describes better – Mitt Romney or Barack Obama:

	Valid Percent
Valid -1 Refused	4.3
1 Mitt Romney	22.6
2 Barack Obama	42.6
4 Neither	24.2

Valid -1 Refused
1 Mitt Romney
2 Barack Obama
Total

5 Both	6.3
Total	100.0

Q18_H_w2 [Honest and trustworthy] Regardless of the candidate you currently support, please tell me which candidate you feel each phrase describes better Romney or Barack Obama:

	Valid Percent
Valid -1 Refused	4.8
1 Mitt Romney	17.2
2 Barack Obama	39.1
4 Neither	29.7
5 Both	9.2
Total	100.0

Valid -1 Refused
1 Mitt Romney
2 Barack Obama
Total

Q18_I_w2 [Stands up for what he believes] Regardless of the candidate you currently support, please tell me which candidate you feel each phrase describes Mitt Romney or Barack Obama:

	Valid Percent
Valid -1 Refused	4.8
1 Mitt Romney	16.2
2 Barack Obama	34.7
4 Neither	18.4
5 Both	26.0
Total	100.0

Valid -1 Refused
1 Mitt Romney
2 Barack Obama
Total

Q18_J_w2 [Will help improve our economy] Regardless of the candidate you currently support, please tell me which candidate you feel each phrase describes Mitt Romney or Barack Obama:

	Valid Percent
Valid -1 Refused	4.5
1 Mitt Romney	27.9
2 Barack Obama	36.0

Valid -1 Refused
1 Mitt Romney
2 Barack Obama

4 Neither	21.5
5 Both	10.0
Total	100.0

Q19_w2 How much difference do you think the 2012 election will make to everyday issues involving the government in your community, such as schools and

		Valid Percent
Valid	1 No difference at all	27.6
	2 Could only make a negative difference	6.3
	3 May make a small positive difference	38.3
	4 May make a significant positive difference	20.8
	5 Will make a significant positive difference	7.0
	Total	100.0
Missing	-1 Refused	
Total		

Q20_w2 Which of the following reasons BEST describes why you would choose to vote in elections?

		Valid Percent
Valid	1 Because voting is my responsibility as a citizen	33.0
	2 Because voting is a right	11.2
	3 Because my vote, along with others, can affect the outcome of the election	25.0
	4 Because my vote is the expression of my choice	17.7
	5 Not sure	13.1
	Total	100.0
Missing	-1 Refused	
Total		

Total

Valid	1 No difference at all
	2 Could only make a negative difference
	3 May make a small positive difference
	4 May make a significant positive difference
	5 Will make a significant positive difference
	Total
Missing	-1 Refused
Total	

Valid	1 Because voting is my responsibility as a citizen
	2 Because voting is a right
	3 Because my vote, along with others, can affect the outcome of the election
	4 Because my vote is the expression of my choice
	5 Not sure
	Total
Missing	-1 Refused
Total	

Q21_w2 On the whole, would you say the political system in this country IS or is NOT responsive to the genuine needs of the public, or haven't you thought n

		Valid Percent
Valid	1 Is Responsive	18.7
	2 Is NOT Responsive	48.6
	3 Not sure	32.7
	Total	100.0
Missing	-1 Refused	
Total		

Valid	1 Is Responsive
	2 Is NOT Responsive
	3 Not sure
	Total
Missing	-1 Refused
Total	

Q22_A_w2 [As a group, young people have the power to change things in this country.] Below are a set of statements, please tell me whether you agree or di the following:

		Valid Percent
Valid	1 Agree	72.6
	2 Disagree	9.0
	3 Neither or not sure	18.3
	Total	100.0
Missing	-1 Refused	
Total		

Valid	1 Agree
	2 Disagree
	3 Neither or not sure
	Total
Missing	-1 Refused
Total	

Q22_B_w2 [Eventually I expect to be better off financially than my parents are.] Below are a set of statements, please tell me whether you agree or disagree w following:

		Valid Percent
Valid	1 Agree	55.9
	2 Disagree	16.7
	3 Neither or not sure	27.4
	Total	100.0
Missing	-1 Refused	
Total		

Valid	1 Agree
	2 Disagree
	3 Neither or not sure
	Total
Missing	-1 Refused
Total	

Q22_C_w2 [The federal deficit is too big] Below are a set of statements, please tell me whether you agree or disagree with the following:

	Valid Percent
Valid 1 Agree	75.6
2 Disagree	5.4
3 Neither or not sure	19.0
Total	100.0
Missing -1 Refused	
Total	

Valid 1 Agree	
2 Disagree	
3 Neither or not sure	
Total	
Missing -1 Refused	
Total	

Q22_D_w2 [The government is too big and powerful] Below are a set of statements, please tell me whether you agree or disagree with the following:

	Valid Percent
Valid 1 Agree	59.1
2 Disagree	17.0
3 Neither or not sure	23.9
Total	100.0
Missing -1 Refused	
Total	

Valid 1 Agree	
2 Disagree	
3 Neither or not sure	
Total	
Missing -1 Refused	
Total	

Q22_E_w2 [Big corporations have too much power in this country] Below are a set of statements, please tell me whether you agree or disagree with the following:

	Valid Percent
Valid 1 Agree	71.9
2 Disagree	7.8
3 Neither or not sure	20.3
Total	100.0
Missing -1 Refused	
Total	

Valid 1 Agree	
2 Disagree	
3 Neither or not sure	
Total	
Missing -1 Refused	
Total	

Q22_F_w2 [I am more cynical about politics than I was 2 years ago.] Below are a set of statements, please tell me whether you agree or disagree with the following:

	Valid Percent
Valid 1 Agree	53.9
2 Disagree	18.4
3 Neither or not sure	27.7
Total	100.0
Missing -1 Refused	
System	
Total	

Valid 1 Agree	
2 Disagree	
3 Neither or not sure	
Total	
Missing -1 Refused	
System	
Total	

Q22_G_w2 [I am less hopeful about the country's future than I was two years ago] Below are a set of statements, please tell me whether you agree or disagree with the following:

	Valid Percent
Valid 1 Agree	36.0
2 Disagree	33.4
3 Neither or not sure	30.6
Total	100.0
Missing -1 Refused	
System	
Total	

Valid 1 Agree	
2 Disagree	
3 Neither or not sure	
Total	
Missing -1 Refused	
System	
Total	

Q22_H_w2 [Politicians don't talk about the issues that are important to me.] Below are a set of statements, please tell me whether you agree or disagree with the following:

	Valid Percent
Valid 1 Agree	31.6

Valid 1 Agree	
---------------	--

2 Disagree	35.3
3 Neither or not sure	33.1
Total	100.0
Missing -1 Refused	
Total	

2 Disagree	
3 Neither or not sure	
Total	
Missing -1 Refused	
Total	

Q23_w2 Which word comes closest to expressing your feelings about Barack Obama as president?

	Valid Percent
Valid 1 Admiring	19.2
2 Satisfied	35.3
3 Disappointed	36.4
4 Angry	9.1
Total	100.0
Missing -1 Refused	
Total	

Valid -1 Refused	
1 Admiring	
2 Satisfied	
3 Disappointed	
4 Angry	
Total	

Q24_w2 Thinking about the people you are friends with on social networking sites, how much of what they share and post is related to politics, political issues or 2012 elections?

	Valid Percent
Valid 1 All or almost all of it	2.3
2 A lot	11.3
3 Some	31.4
4 Just a little	22.3
5 None at all	14.7
7 I am not on a social network site	18.0
Total	100.0
Missing -1 Refused	

Valid 1 All or almost all of it	
2 A lot	
3 Some	
4 Just a little	
5 None at all	
Total	
Missing -1 Refused	
Total	

Total

Q25_A_w2 [You see your favorite celebrity on TV advocating voting] Please consider each of these situations and say whether you think it would make you more likely to vote.

	Valid Percent
Valid -1 Refused	4.3
1 This would turn me off from voting	9.3
2 This would have no influence on whether I voted	66.9
3 This might influence me to vote	12.9
4 This would influence me to vote	6.7
Total	100.0

[Redacted]

Valid -1 Refused	
1 This would turn me off from voting	
2 This would have no influence on whether I voted	
3 This might influence me to vote	
4 This would influence me to vote	
Total	

Q25_B_w2 [A political candidate personally asks you to vote for him or her] Please consider each of these situations and say whether you think it would make you more likely to vote.

	Valid Percent
Valid -1 Refused	4.5
1 This would turn me off from voting	6.7
2 This would have no influence on whether I voted	61.7
3 This might influence me to vote	21.7
4 This would influence me to vote	5.4
Total	100.0

Valid -1 Refused	
1 This would turn me off from voting	
2 This would have no influence on whether I voted	
3 This might influence me to vote	
4 This would influence me to vote	
Total	

Q25_C_w2 [A volunteer comes to your door to talk about the election] Please consider each of these situations and say whether you think it would make you more likely to vote.

	Valid Percent
Valid -1 Refused	4.6
1 This would turn me off from voting	14.1
2 This would have no influence on whether I voted	60.4
3 This might influence me to vote	15.9

Valid -1 Refused	
1 This would turn me off from voting	
2 This would have no influence on whether I voted	
3 This might influence me to vote	

4 This would influence me to vote	5.0
Total	100.0

Q25_D_w2 [An organization that you belong to asks you to vote] Please consider each of these situations and say whether you think it would make you more

	Valid Percent
Valid -1 Refused	4.9
1 This would turn me off from voting	6.4
2 This would have no influence on whether I voted	59.9
3 This might influence me to vote	22.4
4 This would influence me to vote	6.4
Total	100.0

Q25_E_w2 [A friend asks you to vote in person] Please consider each of these situations and say whether you think it would make you more likely to vote.

	Valid Percent
Valid -1 Refused	4.7
1 This would turn me off from voting	4.0
2 This would have no influence on whether I voted	49.7
3 This might influence me to vote	31.4
4 This would influence me to vote	10.2
Total	100.0

Q25_F_w2 [A friend asks you to vote on Facebook] Please consider each of these situations and say whether you think it would make you more likely to vote.

	Valid Percent
Valid -1 Refused	4.6
1 This would turn me off from voting	8.3
2 This would have no influence on whether I voted	68.6
3 This might influence me to vote	13.3

4 This would influence me to vote	
Total	

Valid -1 Refused	
1 This would turn me off from voting	
2 This would have no influence on whether I voted	
3 This might influence me to vote	
4 This would influence me to vote	
Total	

Valid -1 Refused	
1 This would turn me off from voting	
2 This would have no influence on whether I voted	
3 This might influence me to vote	
4 This would influence me to vote	
Total	

Valid -1 Refused	
1 This would turn me off from voting	
2 This would have no influence on whether I voted	
3 This might influence me to vote	

4 This would influence me to vote	5.1
Total	100.0

4 This would influence me to vote	
Total	

Q25_G_w2 [A parent asks you to vote] Please consider each of these situations and say whether you think it would make you more likely to vote.

	Valid Percent
Valid -1 Refused	4.9
1 This would turn me off from voting	4.4
2 This would have no influence on whether I voted	43.9
3 This might influence me to vote	30.4
4 This would influence me to vote	16.5
Total	100.0

Valid -1 Refused	
1 This would turn me off from voting	
2 This would have no influence on whether I voted	
3 This might influence me to vote	
4 This would influence me to vote	
Total	

Q26_A_w2 [Volunteer for the campaign] If a political campaign that you support provided an opportunity for you to participate in some way, how likely would you be to participate in these activities?

	Valid Percent
Valid -1 Refused	3.0
1 Not at all likely	47.8
2 Not very likely	32.0
3 Somewhat likely	13.0
4 Very likely	4.1
Total	100.0

Valid -1 Refused	
1 Not at all likely	
2 Not very likely	
3 Somewhat likely	
4 Very likely	
Total	

Q26_C_w2 [Attend a rally or event for the candidate] If a political campaign that you support provided an opportunity for you to participate in some way, how likely would you be to participate in these activities?

	Valid Percent
Valid -1 Refused	3.8
1 Not at all likely	37.9
2 Not very likely	31.0

Valid -1 Refused	
1 Not at all likely	
2 Not very likely	

3 Somewhat likely	21.4
4 Very likely	5.9
Total	100.0

3 Somewhat likely	
4 Very likely	
Total	

Q26_D_w2 [Display a sticker on your car/sign on your door/sign for the candidate] If a political campaign that you support provided an opportunity for you to in some way, how likely would you be to participate in these activities?

	Valid Percent
Valid -1 Refused	3.5
1 Not at all likely	37.4
2 Not very likely	23.0
3 Somewhat likely	25.9
4 Very likely	10.2
Total	100.0

Valid -1 Refused	
1 Not at all likely	
2 Not very likely	
3 Somewhat likely	
4 Very likely	
Total	

Q26_E_w2 [Join an online group (like on Facebook) supporting the candidate] If a political campaign that you support provided an opportunity for you to part some way, how likely would you be to participate in these activities?

	Valid Percent
Valid -1 Refused	3.9
1 Not at all likely	41.2
2 Not very likely	29.0
3 Somewhat likely	15.9
4 Very likely	10.1
Total	100.0

Valid -1 Refused	
1 Not at all likely	
2 Not very likely	
3 Somewhat likely	
4 Very likely	
Total	

Q26_I_w2 [Spread the campaign's message to your friends/family] If a political campaign that you support provided an opportunity for you to participate in sc how likely would you be to participate in these activities?

	Valid Percent
Valid -1 Refused	3.3
1 Not at all likely	34.6
2 Not very likely	28.9

Valid -1 Refused	
1 Not at all likely	
2 Not very likely	

3 Somewhat likely	24.0
4 Very likely	9.2
Total	100.0

3 Somewhat likely	
4 Very likely	
Total	

Q26_J_w2 [Follow on Twitter] If a political campaign that you support provided an opportunity for you to participate in some way, how likely would you be to in these activities?

	Valid Percent
Valid -1 Refused	3.9
1 Not at all likely	51.4
2 Not very likely	24.6
3 Somewhat likely	13.3
4 Very likely	6.8
Total	100.0

Valid -1 Refused	
1 Not at all likely	
2 Not very likely	
3 Somewhat likely	
4 Very likely	
Total	

Q27_w2 I am now going to list some concerns that some people have. Please tell me which one of these you would most like for politicians to do something

	Valid Percent
Valid 1 Jobs and economy	37.9
2 Quality of education	6.2
3 The cost of college and student loans	7.5
4 Federal budget deficit	10.3
5 Social security and retirement	1.4
6 Health care	11.3
7 Gas prices	5.8
8 Taxes	3.8
9 Immigration	2.6
10 Middle East	1.4
11 Gay rights	2.7

Valid 1 Jobs and economy	
2 Quality of education	
3 The cost of college and student loans	
4 Federal budget deficit	
5 Social security and retirement	
6 Health care	
7 Gas prices	
8 Taxes	
9 Immigration	
10 Iran	
11 Gay rights	

12 Terrorism and homeland security	1.4
13 Environment and climate change	2.8
14 Violence and drugs	1.5
16 Abortion	3.4
Total	100.0
Missing -1 Refused	
Total	

12 Terrorism and homeland security	
13 Environment and climate change	
14 Violence and drugs	
Total	
Missing -1 Refused	
Total	

Q31_w2 Thinking about your own situation, what current economic issue is most important in determining your vote for President?

	Valid Percent
Valid 1 Losing your job	4.3
2 Rising health care costs	10.4
3 Higher taxes	5.7
4 A secure retirement	3.6
5 Expenses like childcare or college tuition	3.9
6 Every day expenses	12.4
7 Cost of gas	6.7
8 Affording a mortgage	1.6
9 Lack of jobs that pay a wage that allows you to support a family	23.6
10 The decline of the stock market	1.0
11 Credit card debt	1.0
12 Student loan debt	9.9
13 Other	4.9
14 Don't know	11.1
Total	100.0
Missing -1 Refused	

Valid 1 Losing your job	
2 Rising health care costs	
3 Higher taxes	
4 A secure retirement	
5 Expenses like childcare or college tuition	
6 Every day expenses	
7 Cost of gas	
8 Affording a mortgage	
9 Lack of jobs that pay a wage that allows you to support a fa	
10 The decline of the stock market	
11 Credit card debt	
12 Student loan debt	
13 Other	
14 Don't know	
Total	
Missing -1 Refused	

Total		
Q34_w2 Do you support or oppose establishing a minimum tax rate of 30 percent on Americans making 1 million dollars a year or more -- also called the Buffett rule?		
		Valid Percent
Valid	1 Support	55.2
	2 Oppose	14.5
	3 Don't Know	30.3
	Total	100.0
Missing	-1 Refused	
Total		

Total		
Q34_w2 Do you support or oppose establishing a minimum tax rate of 30 percent on Americans making 1 million dollars a year or more -- also called the Buffett rule?		
		Valid Percent
Valid	1 Support	55.2
	2 Oppose	14.5
	3 Don't Know	30.3
	Total	100.0
Missing	-1 Refused	
Total		

Total		
Q36_w2 Do you support a law that would allow illegal immigrants brought to the US as children to gain legal resident status if they join the military or go to college?		
		Valid Percent
Valid	1 Support	50.8
	2 Oppose	25.5
	3 Don't Know	23.6
	Total	100.0
Missing	-1 Refused	
Total		

Total		
Q36_w2 Do you support a law that would allow illegal immigrants brought to the US as children to gain legal resident status if they join the military or go to college?		
		Valid Percent
Valid	1 Support	50.8
	2 Oppose	25.5
	3 Don't Know	23.6
	Total	100.0
Missing	-1 Refused	
Total		

Total		
Q37_w2 Do you support a law recognizing marriages or civil unions between same-sex couples as valid, with the same rights as traditional marriages?		
		Valid Percent
Valid	1 Support	51.7
	2 Oppose	29.0
	3 Don't Know	19.3
	Total	100.0
Missing	-1 Refused	
Total		

Total		
Q37_w2 Do you support a law recognizing marriages or civil unions between same-sex couples as valid, with the same rights as traditional marriages?		
		Valid Percent
Valid	1 Support	51.7
	2 Oppose	29.0
	3 Don't Know	19.3
	Total	100.0
Missing	-1 Refused	
Total		

Total		
Q38_w2 As you may know, a bill that makes major changes to the country's health care system became law in 2010. Based on what you have read or heard about the legislation, do you generally support or generally oppose it?		
		Valid Percent
Valid	1 Support	34.1
	2 Oppose	30.3
	3 Don't Know	35.6
	Total	100.0
Missing	-1 Refused	
Total		

Total		
Q38_w2 As you may know, a bill that makes major changes to the country's health care system became law in 2010. Based on what you have read or heard about the legislation, do you generally support or generally oppose it?		
		Valid Percent
Valid	1 Support	34.1
	2 Oppose	30.3
	3 Don't Know	35.6
	Total	100.0
Missing	-1 Refused	
Total		

Total		
Q39_w2 Do you oppose that legislation because you think it gives the government too much responsibility for health care, or because you think it gives the government too little responsibility for health care?		
		Valid Percent
Valid	1 Gives the government too much power	88.5
	2 Gives the government too little power	5.4
	3 Don't know	6.1
	Total	100.0
Missing	-1 Refused	
	System	
	Total	
Total		

Total		
Q39_w2 Do you oppose that legislation because you think it gives the government too much responsibility for health care, or because you think it gives the government too little responsibility for health care?		
		Valid Percent
Valid	1 Gives the government too much power	88.5
	2 Gives the government too little power	5.4
	3 Don't know	6.1
	Total	100.0
Missing	-1 Refused	
	System	
	Total	
Total		

Total		
Q40_w2 Which of the following approaches is more likely to be successful in growing the U.S. economy and creating jobs?		
		Valid Percent
Valid	1 Spending cuts and tax cuts will give businesses more confidence	34.5
	2 Government investments in infrastructure, education, and alternative energy	35.6
Total		

Total		
Q40_w2 Which of the following approaches is more likely to be successful in growing the U.S. economy and creating jobs?		
		Valid Percent
Valid	1 Spending cuts and tax cuts will give businesses more confidence	34.5
	2 Government investments in infrastructure, education, and alternative energy	35.6
Total		

3 Don't know	29.9
Total	100.0
Missing -1 Refused	
Total	

Q42A_w2 Do you think there is too much power in the hands of a few rich people and large corporations in the United States, or don't you think so?

	Valid Percent
Valid 1 Yes	71.7
2 No	7.4
3 Not sure	20.8
Total	100.0
Missing -1 Refused	
System	
Total	
Total	

Q42B_w2 Do you think the richest 1% of people in the United States have too much power?

	Valid Percent
Valid 1 Yes	59.3
2 No	22.0
3 Not sure	18.7
Total	100.0
Missing -1 Refused	
System	
Total	
Total	

3 Don't know	
Total	
Missing -1 Refused	
Total	

Valid 1 Yes	
2 No	
3 Not sure	
Total	
Missing -1 Refused	
System	
Total	
Total	

Valid 1 Yes	
2 No	
3 Not sure	
Total	
Missing -1 Refused	
System	
Total	
Total	



Valid Percent

45.0

15.4

16.7

5.7

11.9

5.2

100.0



Valid Percent


47.9

13.7

14.2


5.1

13.0
6.1
100.0



Valid Percent

41.1
17.4
15.2
7.2
12.7
6.4
100.0



Valid Percent

16.1
40.0

26.9
17.0
100.0

Valid Percent

10.5
12.4
40.2
19.0
8.3
9.5
100.0

Valid Percent

25.1
45.6
29.3
100.0

er	
Valid Percent	
	12.6
	79.3
	8.1
	100.0
Valid Percent	
	.5
	32.7
	22.9
	43.9
	100.0
Valid Percent	
	.9
	38.9
	9.1
	51.1
	100.0

Valid Percent

.6
25.8
12.9
60.7
100.0


Valid Percent

83.7
5.1
11.2
100.0

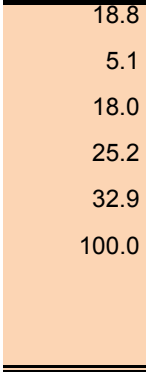
from the

Valid Percent

51.8
37.6
6.4
4.2

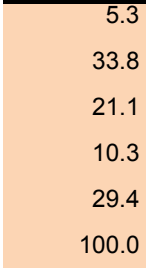


Valid Percent



voting for

Valid Percent



oting for

Valid Percent

5.7
16.1
26.2
13.8
38.3
100.0

these

Valid Percent

14.4
5.7
31.6
17.3
31.0
100.0

describes

Valid Percent

9.1
31.7
59.2
100.0

rase

Valid Percent

10.0

27.4

62.5

100.0

better – Mitt

Valid Percent

10.2

38.3

51.5

100.0

s better –

Valid Percent

10.7

35.6

53.7

100.0

Mitt Romney

Valid Percent

11.1
39.5
49.4
100.0

Mitt

Valid Percent

9.3
52.1
38.6
100.0

Mitt Romney or Barack

Valid Percent

10.8
35.3
53.9
100.0

r – Mitt

Valid Percent

12.4

33.7

53.9

100.0

is better –

Valid Percent

11.3

33.6

55.1

100.0

s better –

Valid Percent

10.8

39.6

49.5

100.0

police?

Valid Percent

26.1

4.5

39.5

23.3

6.7

100.0

Valid Percent

31.3

11.9

26.2

18.1

12.5

100.0

nuch about

Valid Percent

21.1

45.3

33.6

100.0

isagree with

Valid Percent

69.2

12.3

18.5

100.0

with the

Valid Percent

54.7

15.4

29.9

100.0

Valid Percent

71.3

6.4

22.3

100.0

Valid Percent

55.1

18.3

26.5

100.0

ving:

Valid Percent

72.0

8.4

19.5

100.0

owing:

Valid Percent

52.0

18.7

29.3

100.0

e with the

Valid Percent

43.8

30.5

25.7

100.0

the

Valid Percent

40.0

27.5
32.5
100.0

Valid Percent

2.4
14.4
34.6
39.0
9.5
100.0

ns or the

Valid Percent

2.0
7.4
29.2
30.0
31.4
100.0

more likely

Valid Percent

3.3

9.1

67.2

14.7

5.7

100.0

more you more

Valid Percent

3.6

7.2

53.8

27.6

7.8

100.0

more likely to vote.

Valid Percent

3.4

17.6

53.3

21.2

4.5
100.0

likely to vote.

Valid Percent
3.8
7.5
52.4
29.6
6.7
100.0

Valid Percent
3.6
4.3
47.6
34.7
9.8
100.0

Valid Percent
4.2
10.0
64.3
16.3

5.3
100.0

Valid Percent

3.7
4.5
43.3
33.2
15.3
100.0

you be to

Valid Percent

4.0
47.2
28.4
16.8
3.5
100.0

likely

Valid Percent

4.1
38.9
28.3

23.3

5.3

100.0

participate

Valid Percent

4.3

39.2

23.8

23.8

8.9

100.0

participate in

Valid Percent

4.4

39.5

23.8

22.8

9.4

100.0

some way,

Valid Percent

4.3

37.8

22.6

27.6

7.8

100.0

participate

Valid Percent

4.5

57.5

20.3

13.8

3.9

100.0

about?

Valid Percent

34.0

5.4

11.7

10.8

2.9

9.5

5.0

3.9

4.2

1.1

3.7

2.1
2.5
2.9
100.0

Valid Percent

4.5
8.8
6.6
4.3
4.6
7.6
6.1
2.3
21.1
1.5
1.4
11.9
4.7
14.6
100.0

ett Rule?

Valid Percent

51.1

14.3

34.6

100.0

ollege?

Valid Percent

50.0

24.3

25.7

100.0

Valid Percent

50.2

30.5

19.2

100.0

about that

Valid Percent

30.9

27.9

41.2

100.0

government too little responsibility?

Valid Percent

85.7

6.1

8.2

100.0

Valid Percent

31.0

40.7

28.4
100.0

Valid Percent

67.5
13.1
19.4
100.0

Valid Percent

57.7
20.9
21.4
100.0